



International Robotic Olympiad 2017

Ocean Exploration Competition Rules (V4.2) (Primary School Division)

1

General Rules		2
	Game Rules	2
	Robot Rules	2
	Other Points to Note	3
	Hand Generator Attachment 1	4
Individual competition rules		5
1.	Environmental Protection – Sea Surface Sweeper Robot Game	6
2.	Water Polo Robot Game	8
3.	Shipwreck Rescue and Salvage Robot Game	10
4.	Ocean Treasure Hunting Robot Game	11
5.	Hand Generator Robot Backstroke Swimming Competition	12
6.	Hand Generator Robot Breaststroke Swimming Competition	13
7.	Hand Generator Robot Butterfly Stroke Swimming Competition	14
8.	Hand Generator Robot Freestyle (front crawl) Swimming Competition	15
9.	Hand Generator Robot Medley Relay Swimming Competition	16
10.	Hand Generator Robot Fish Short Distance Swimming (Vertical style) Competition	18
11.	Hand Generator Robot Fish Short Distance Swimming (Horizontal style) Competition	19
12.	Hand Generator Two-Oar Robot Boat Competition	20
13.	Hand Generator Robot Duck Short Distance Swimming Competition	22
14.	Robot Dragon Boat Race	24
15.	Robot Dragon Boat Relay Race	25
16.	Hand Generator Dragon Boat Appearance Design Competition	26





General Rules

Game Rules

1. Single motor category robots may use only one set of motor-gear box.
2. Multi-motor category robots may use only two sets of motor-gear box for the walking actions.
3. All contestants should wear uniform during the competition.
4. Name list of the student contestants should not be altered without the Organizer's permission.
5. Contestants not accompanied by their instructors or teachers are not allowed to take part in the competition.
6. Instructors or teachers cannot enter the restricted area to instruct students to play the game.
7. Judges have the right to give warning or disqualify the contestants, instructors or teachers who do not obey the rules or the decision of judges.

Robot Rules

8. Except for the servo motor robot category, all participating robots must use Tamiya70093 gear box (203.7:1, 58.2:1, 16.6:1) and its matching motor for competition. The gear ratio may only be adjusted in accordance to the manufacturer's instructions. Contestants are not allowed to modify the motor or the gear box in any way. Gearbox should be exposed and cannot be sealed. Transparent materials must be used if gear box is to be sealed. Before and after the game, sealed gear box must be disassembled for checking.
9. Prior to the matches, all participants must submit their robots for inspection by the judges. These robots are then kept in a designated location. When the matches begin, participants may take their robots away from the designated location to the game field for competition. These robots must be returned to the same designated location after the competition. All these participating robots will then be sent to the testing centre by the judges for motor performance check.
10. Participating robot and motor will be dissembled for further inspection if the performance of the motor is found exceeding that of the original motor. Participants will be disqualified if found not using original motor or additional devices are used for the competition and a three-year suspension penalty will be served to both the participants and their schools.
11. All motors must pass the power consumption check. The motor cannot consume more than 280mA when 3V supplied by the power regulator.
12. The weight of the robot means the total weight including all accessories and parts (including batteries).
13. Participating robots must comply with the dimensions, weights and specific requirements set by the Organizer.
14. All robots cannot add on control devices not approved by the Organizer. All wireless installations must be able to alter frequency channels. Transmitters found interfering must be immediately changed channel; otherwise it would be disqualified for the competition. 2.4 G wireless remote control device are recommended. All approved models of electronic controller accessories, wireless installations and their suppliers would be announced on the website.
15. The competition aims to encourage participants to apply their science and technology knowledge to create and build their own robots. Through this process, their ability, skill set and experience of building robots will further be enhanced. As such, any robotic kits available in the markets are not allowed to be used in the competition. Except for screws, nuts, washer and gear box, the mechanical parts (including perforated plastic strip or metal strip) of the robots must be made by the participating students from raw materials themselves. No ready-made model nor toy be used as the major part of the robot. However, decorative accessories from ready-made toy components may be used but not exceeding 30% of the overall parts of the robot.
16. In the "Hand Generator Category Competitions", more than one student contestants are allowed to





operate the hand generator (attachment 1). They can change at any time.

17. Pneumatic device cannot be used.

Other Points to Note

18. Hand generators (attachment 1) and batteries provided by the Organizer should only be used in the national competition (batteries will be prepared by contestants in regional competitions).
19. Registration number of the robot must be engraved or printed with permanent ink on its chassis.
20. The Organizer may check robots on their specifications any time after registration. Units found not meeting specifications would be disqualified for the competition.
21. The Organizer reserves the right to use all participating items for marketing and publicity purposes.
22. Violation of the above rules would lead to immediate disqualification of the competition and its result.
23. The Organizer reserves the right to modify the game rules and announce them on its website.





Hand Generator (24V 350rpm)

Attachment 1

4



24V 350rpm Hand Generator




Exchange the plugs to change the polarity and turning direction of handle



2.1mm plug and socket



Different types of 2.1mm socket



Each Single Motor Robot should be equipped with a 2.1mm socket for the plug of hand generator.





Individual competition rules

1. Environmental Protection – Sea Surface Sweeper Robot Game
2. Water Polo Robot Game
3. Shipwreck Rescue and Salvage Robot Game
4. Ocean Treasure Hunting Robot Game
5. Hand Generator Robot Backstroke Swimming Competition
6. Hand Generator Robot Breaststroke Swimming Competition
7. Hand Generator Robot Butterfly Stroke Swimming Competition
8. Hand Generator Robot Freestyle (front crawl) Swimming Competition
9. Hand Generator Robot Medley Relay Swimming Competition
10. Hand Generator Robot Fish Short Distance Swimming (Vertical style) Competition
11. Hand Generator Robot Fish Short Distance Swimming (Horizontal style) Competition
12. Hand Generator Robot Two-Oar Rowing Boat Competition
13. Hand Generator Robot Duck Short Distance Swimming Competition
14. Robot Dragon Boat Race
15. Robot Dragon Boat Relay Race
16. Hand Generator Robot Dragon Boat Appearance Design Competition





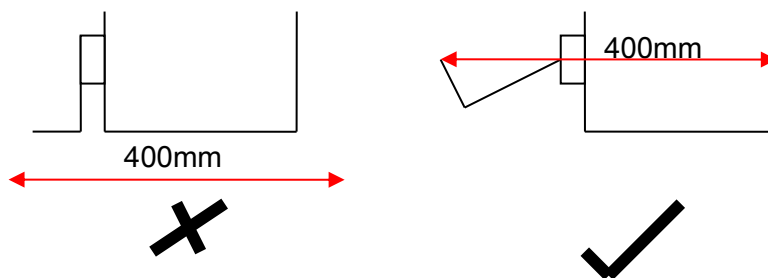
1. Environmental Protection – Sea Surface Sweeper Robot Game

6

Rubbish floating in the sea is not only bad for hygiene but also creates risk to marine traffic. This competition aims to arouse attention of students to environmental protection and to develop their design creativity. Each school may have a maximum of two teams and each team may submit one robot for the competition.

Robot Specification

1. The size of the robot, with its arms fully stretched forward cannot exceed 400mm (Length) x 300mm (Width) x 300mm (Height). The height of the robot will not take into consideration if the catcher is stretched upward or downward.



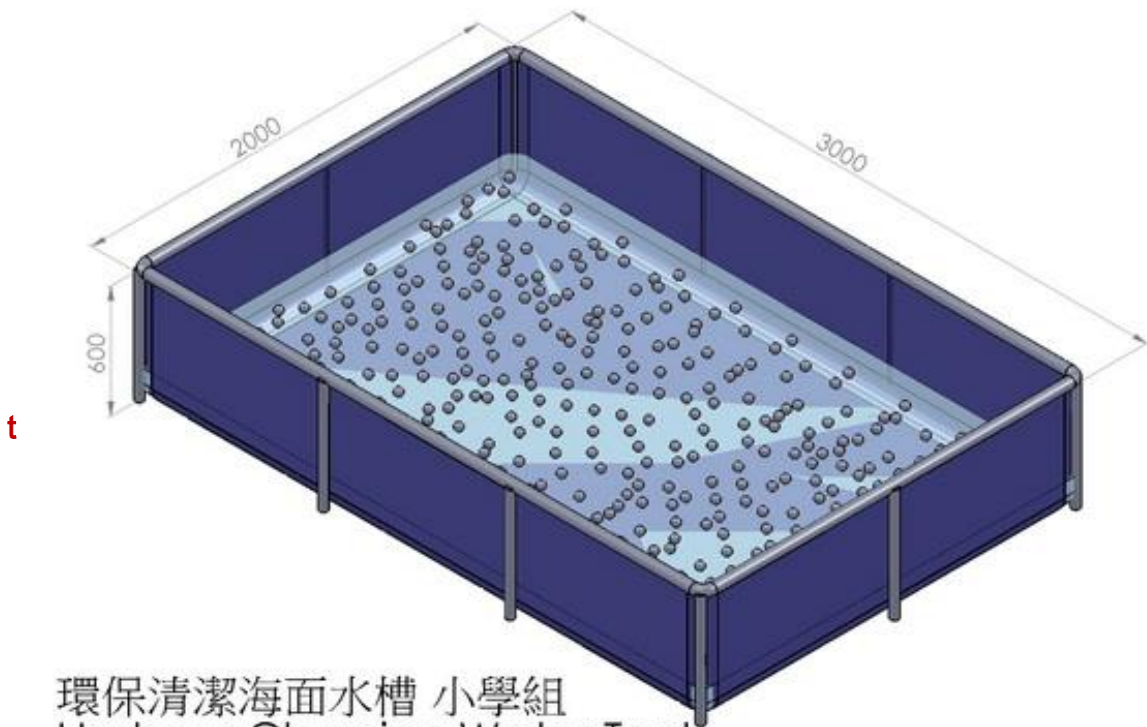
2. The actuators and catcher of the robot must be controlled by wired manual controller.
3. No restriction on the quantity of actuators (motor, gear box, servo mechanism and propeller) on the robot. All participating robots must use Tamiya70093 gear box (203.7:1, 58.2:1, 16.6:1) and its matching motor for competition. The gear ratio may only be adjusted in accordance to the manufacturer's instructions. Contestants should not modify the motor or the gear box in any way.
4. No more than 8 pcs. 1.5V 2A size batteries can be used to drive the actuators and catcher and NO additional energy installment can be made. Batteries must comply with the specifications set by the Organizer.
5. Only FA-130 and RE-260 motors can be used to drive the propeller.



Playing Field Specification

1. Water tank dimension: 3000mm (Length) x 2000mm (Width) x 600mm (Height)
2. Water is filled to about 150mm deep





環保清潔海面水槽 小學組
Harbour Cleaning Water Tank
Primary group

Game Rules

1. Ping-pong are used as rubbish; There are about 200 each of orange ball (10 points) and white balls (-50 points) in the water tank.
2. Each game shall last for two minutes. Only one team will play in the game at a time. The participating robot must use its own designed catcher to collect and place the ping-pong into its own bin. Only balls collected that are separated from the water surface by 25mm will be scored.
3. At the end of the game, balls inside the bin will be scored. The balls in the catcher that are 25mm above the water surface will also be scored. The robot sweeper that has the highest points wins the competition.





2. Water Polo Robot Game

The water Polo robot game is a team competition. Each team has two robots. The participating robots should have good ability to pick up and throw balls with skillful control.

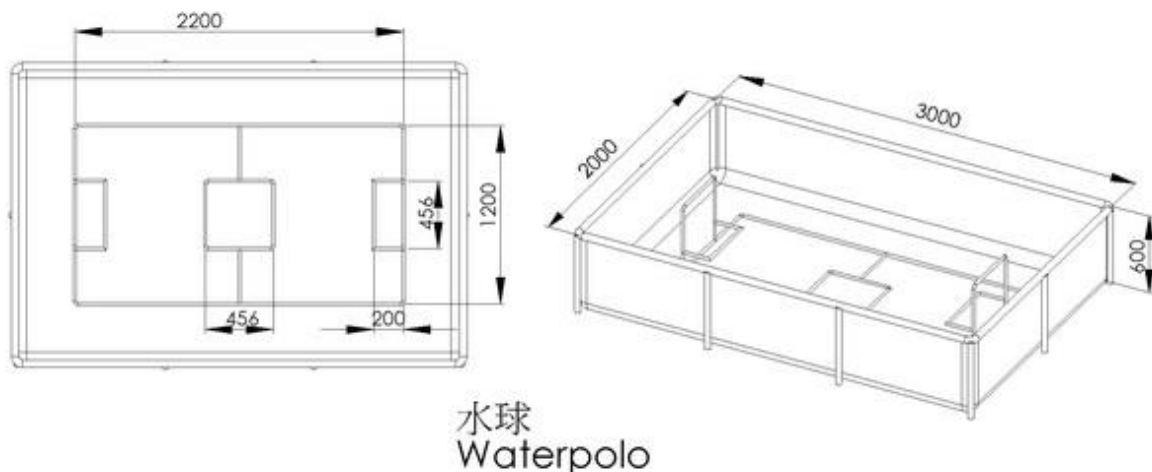
Robot Specification

1. The size of the robot, with its arms fully stretched forward, cannot exceed 400mm (Length) x 300mm (Width) x 300mm (Height). The height of the robot will not take into consideration if the catcher is stretched upward or downward.
2. The robot must be controlled by wired manual controller.
3. No restriction on the quantity of actuators (motor, gear box, servo mechanism and propeller) on the robot. All participating robots must use Tamiya70093 gear box (203.7:1, 58.2:1, 16.6:1) and its matching motor for competition. The gear ratio may only be adjusted in accordance to the manufacturer's instructions. Contestants should not modify the motor or the gear box in any way.
4. No more than 8 pieces of 1.5V 2A size batteries can be used to drive the actuators and catcher and NO additional energy devices can be installed. Batteries must comply with the specifications set by the Organizer.
5. Only FA-130 and RE-260 motors can be used to drive the propeller.



Playing Field Specification

1. Water pool dimension: 3000mm (Length) x 2000mm (Width) x 600mm (Height)
2. Penalty area: 456mm (Length) x 200mm (Width)
3. Water is filled to about 150mm deep





Game Rules

1. 'Toss a coin' is used to decide on the goals and the serve right. **The Kick-off side is to kick-off the ball in the centre of the pool. The other three robots are to get prepared on the sides of their own penalty area. A goal directly from the first kick-off will not be scored.**
2. **Ping Pong is used as the water polo ball.** Each successful goal scores one point. After each successful score, the losing team will kick-off the ball at the centre of the pool.
3. There are two halves in the match and each is of three minutes duration. The competition will be conducted on a knockout basis.
4. The team that scores higher points will win. Should there be a draw at the end of the game during the knockout stage, the first team scores the goal within an extra 3 minutes game time wins. Should there be no score or same score in the extra time, each team takes turn to send their robots to do the fix point shooting one at each time. The time of each successful shooting is recorded. After the two robots of each team have done the fix point shooting, the team that scores higher points will win. In case of draw, the team with the shorter total shooting time of the two shootings will win. Second round will be conducted until a winner is identified.
5. **Fix Point Shooting:** A ball is placed at the mid-court of the pool. Each team would be given one minute to shoot the ball without defensive robot. If unsuccessful, repeat shooting attempts are allowed. Robot cannot shoot or get the ball inside the penalty area.
6. The robot should not hold the ball longer than 5 seconds; otherwise a penalty would be given. The opposite side will be given a penalty kick at where the game stops.
7. The robot cannot shoot inside the opponent's penalty area. If the ball falls in the penalty area or outside the field area, the defensive robot would serve from the side of the penalty area.
8. The robot has to shoot the ball with the throwing device directly into the goal to score. Score would not be counted if the ball is bumped in by the body nor if the ball is drifted into the goal by itself.
9. There are no foul balls. A central struggle ball will be served if both sides struggling for the ball for over ten seconds at the edge of the field. A robot from each team is to move from the penalty area to the centre of the field to scramble for the ball while other team members have to **wait at the side of the penalty area** and could only move until either robot touches the ball.
10. **A penalty kick is awarded to the opposing team if the robot causes the opponent to fall not during the course of dribbling or trying to gain possession of the ball. Timer will pause at the collision incident until the fallen robot is ready to restart.**





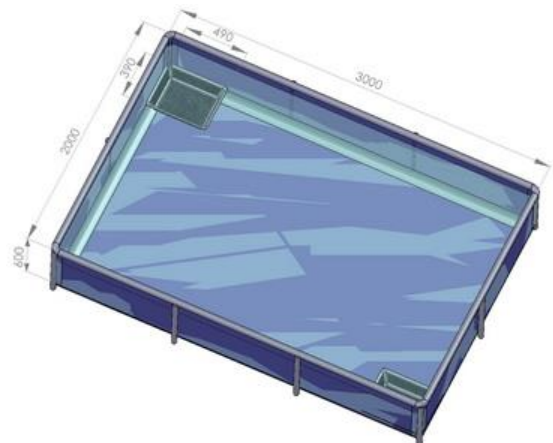
3. Shipwreck Rescue and Salvage Robot Game

10

The shipwreck rescue and the salvage robot is a team competition, each team composes of two robots. The participating robot must be able to move forwards and backwards, turn left and right, float and sink, and has a mechanism capable to salvage a sunken ship. The team uses the shortest time to salvage the sunken ship at the bottom to the collector wins.


Robot Specification

1. The robot, when fully stretched, cannot exceed 400mm (Length) x 300mm (Width) x 300mm (Height).
2. The robot must be controlled by wired manual controller. The entire robot may only operate and move under water with no part above water surface.
3. No restriction on the quantity of actuators (motor, gear box, servo mechanism and propeller) on the robot. All participating robots must use Tamiya70093 gear box (203.7:1, 58.2:1, 16.6:1) and its matching motor for competition. The gear ratio may only be adjusted in accordance to the manufacturer's instructions. Contestants should not modify the motor or the gear box in any way.
4. No more than 8 pieces of 1.5V 2A size batteries can be used to drive the actuators and catcher and NO additional energy devices can be installed. Batteries must meet the specifications set by the Organizer.
5. Only FA-130 and RE-260 motors can be used to drive the propeller.



Playing Field Specification

1. The playing field is a water tank of 3000mm (Length) x 2000mm (Width) x 600mm (Height), filled with water to 450mm deep.
2. A collector of 400mm (Length) x 400mm (Width) x 150mm (Height) is placed at the opposite corner on each side of the tank (as shown in figure) for placing the salvaged vessel.
3. A 1:550 Titanic model is used as the sunken ship in the competition. Half of the sunken ship weighs approximately 85 grams and is approximately 255mm long. The height is approximately 60 mm from the bottom to the deck and approximately 105mm from the bottom to the chimney respectively. The width of the sunken ship is approximately 52 mm.



Game Rule

1. Each team has two salvage robots. The titanic ship, broken into two halves, rests on the bottom of water tank. The two robots would start initially from the collector position to salvage the broken ship bodies and place them on one of the collectors within a time limit of five minutes (the entire boat must be placed within the outer edges of the collector).
2. The time to transport each broken ship body to the collector is recorded. The team that uses the shortest time to salvage the entire ship wins the competition. Should none of the teams complete the mission in five minutes; the team that salvaged half of the ship in the shortest time becomes the winner.





4. Ocean Treasure Hunting Robot Game

11

The sea although is immeasurably deep, it would not stop men's curiosity from exploring it. Besides, the very rich resources, there are treasures from numerous sunken vessels lying in the seabed. The participant must design two robots capable to dive under water, and transport the treasure from the seabed to the collector. The one who salvages the most will be the winner.

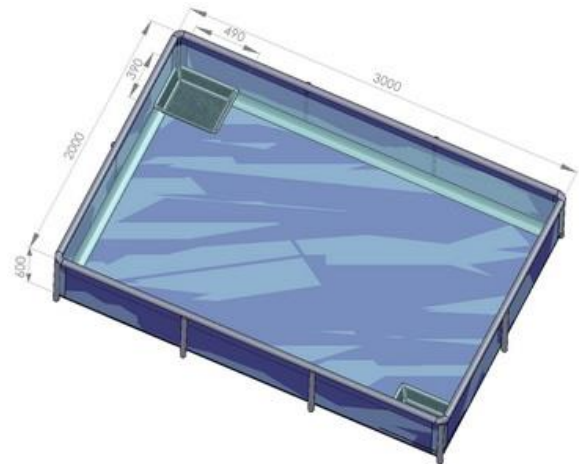
Robot Specification

1. The robot, when fully stretched cannot be larger than 400mm (Length) x 300mm (Width) x 300mm (Height).
2. The robot must be controlled by wired manual controller. The entire robot may only operate and move under water with no part above water surface.
3. No restriction on the quantity of actuators (motor, gear box, servo mechanism and propeller) on the robot. All participating robots must use Tamiya70093 gear box (203.7:1, 58.2:1, 16.6:1) and its matching motor for competition. The gear ratio may only be adjusted in accordance to the manufacturer's instructions. Contestants should not modify the motor or the gear box in any way.
4. No more than 8 pieces of 1.5V AA size batteries can be used to drive the actuators and catcher and NO additional energy devices can be installed. Batteries must meet the specifications set by the Organizer.
5. Only FA-130 and RE-260 motors can be used to drive the propeller.



Playing Field Specification

1. The playing field is a water tank of 3000mm (Length) x 2000mm (Width) x 600mm (Height), filled with water to 450mm deep.
2. A collector of 400mm (Length) x 400mm (Width) x 150mm (Height) is placed at the opposite corner on each side of the bottom of the tank (as shown in figure) for placing the salvaged treasure.
3. Colored plastic stones are used as treasure.



Game Rule

1. Two robots are placed inside the collectors and start the treasure hunting to pick as many stones as possible in five minutes. The robot that scores the **most** wins the competition.
2. Only stones inside the two collectors and those stones entirely placed inside the collector of the robot would be counted provided that the robot must return to the platform before the time is up to count the stones it has carried.



5. Hand Generator Robot Backstroke Swimming Competition

Students are required to make a single motor robot which can simulate the backstroke swimming action by applying mechanical principles.

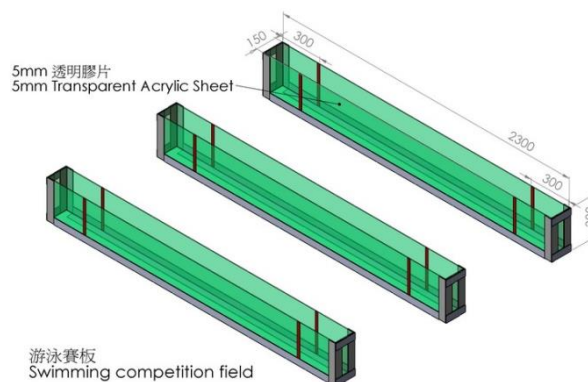
Robot Specification

1. The robot operates only with one motor which must be beneath the water surface when the robot is swimming in the water. Contestants must use the Hand Generator provided by the Organizer to supply power to the robot. Hence the robot must be equipped with a 2.1mm socket for connection to the Hand Generator.
2. The size of the robot cannot exceed 300mm long, 150mm wide and 180mm tall. The hand cannot be less than 70mm long and the leg cannot be less than 100mm long. A ping-pong must be used as head.
3. Only one piece of floating object not exceeding 80mm long, 30mm wide and 30mm tall may be installed on to the robot. These dimensions are not inter-changeable. Except a body and four limbs, the robot should not have any additional supporters nor floating objects.
4. The robot must complete the game in backstroke swimming action with both hands and legs. No propeller can be used.
5. The Backstroke Swimming Robot is different from a Freestyle Swimming Robot particularly in the directions of their faces.



Game Field Specification

1. A swimming competition board is used (see diagram)
2. Dimension of the transparent swimming track: 2300mm (Length) x 150mm (Width) x 300mm (Height) filled with water to 150mm deep
3. The starting area is 300mm long.



Game Rules

1. Each team can play twice and the best time will be recorded. The shortest time to complete is the winner.
2. Contestants must use the Hand Generator provided by the Organizer to supply power to the robot. Pulling the wire of hand generator is prohibited.
3. The wire of Hand generator is long enough so that the contestants must stay behind at the starting area. Moving along the field with the robot is prohibited.
4. Once the game begins, the contestants cannot touch the robot until it reaches the acrylic board at the end of the runway. The maximum game time is 30 seconds.






6. Hand Generator Robot Breaststroke Swimming Competition

Students are required to make a single motor robot which can simulate the breaststroke swimming action by applying mechanical principles.

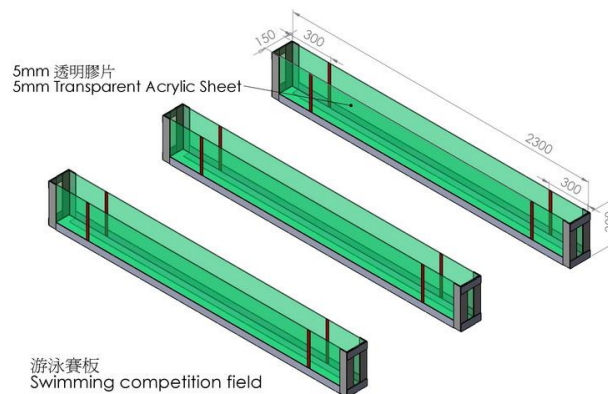
Robot Specification

1. The robot operates only with one motor which must be beneath the water surface when the robot is swimming in the water. Contestants must use the Hand Generator provided by the Organizer to supply power to the robot. Hence the robot must be equipped with a 2.1mm socket for connection to the Hand Generator.
2. The size of the robot cannot exceed 300mm long, 150mm wide and 180mm tall. The hand cannot be less than 70mm long and the leg cannot be less than 100mm long. A ping-pong should be used as head.
3. Only one piece of floating object not exceeding 80mm long, 30mm wide and 30mm tall may be installed on to the robot. These dimensions are not inter-changeable. Except a body and four limbs, the robot should not have any additional supporters nor floating objects.
4. The robot must complete the game in breaststroke swimming action with both hands and legs. No propeller can be used.



Game Field Specification

1. A swimming competition board is used (see diagram)
2. Dimension of the transparent swimming track: 2300mm (Length) x 150mm (Width) x 300mm (Height) filled with water to 150mm deep
3. The starting area is 300mm long.



Game Rules

1. Each team can play twice and the best time will be recorded. The shortest time to complete is the winner.
2. Contestants must use the Hand Generator provided by the Organizer to supply power to the robot. Pulling the wire of hand generator is prohibited.
3. The wire of Hand generator is long enough so that the contestants must stay behind at the starting area. Moving along the field with the robot is prohibited.
4. Once the game begins, the contestants cannot touch the robot until it reaches the acrylic board at the end of the runway. The maximum game time is 30 seconds.



7. Hand Generator Robot Butterfly Stroke Swimming Competition

Students are required to make a single motor robot which can simulate the butterfly stroke swimming action by applying mechanical principles.

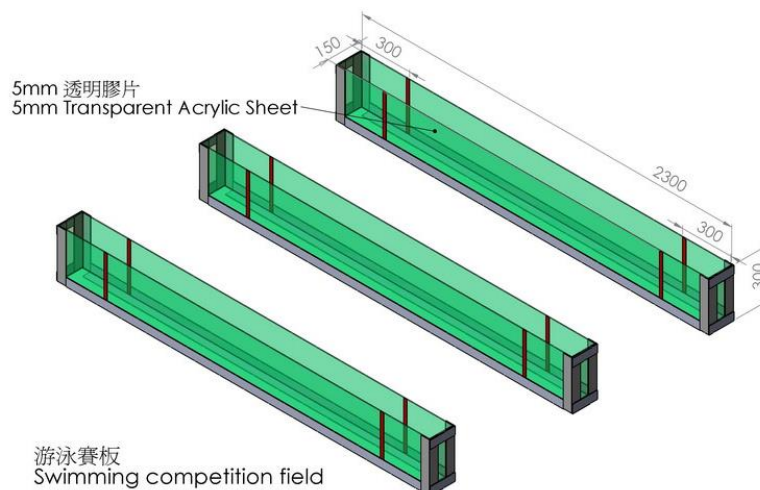
Robot Specification

1. The robot operates only with one motor which must be beneath the water surface when the robot is swimming in the water. Contestants must use the Hand Generator provided by the Organizer to supply power to the robot. Hence the robot must be equipped with a 2.1mm socket for connection to the Hand Generator.
2. The size of the robot cannot exceed 300mm long, 150mm wide and 180mm tall. The hand cannot be less than 70mm long and the leg cannot be less than 100mm long. A ping-pong should be used as head.
3. Only one piece of floating object not exceeding 80mm long, 30mm wide and 30mm tall may be installed on to the robot. These dimensions are not inter-changeable. Except a body and four limbs, the robot should not have any additional supporters nor floating objects.
4. The robot must complete the game in butterfly stroke swimming action with both hands and legs. No propeller can be used.



Game Field Specification

1. A swimming competition board is used (see diagram)
2. Dimension of the transparent swimming track: 2300mm (Length) x 150mm (Width) x 300mm (Height) filled with water to 150mm deep
3. The starting area is 300mm long.



Game Rules

1. Each team can play twice and the best time will be recorded. The shortest time to complete is the winner.
2. Contestants must use the Hand Generator provided by the Organizer to supply power to the robot. Pulling the wire of hand generator is prohibited.
3. The wire of Hand generator is long enough so that the contestants must stay behind at the starting area. Moving along the field with the robot is prohibited.
4. Once the game begins, the contestants cannot touch the robot until it reaches the acrylic board at the end of the runway. The maximum game time is 30 seconds.



8. Hand Generator Robot Freestyle (*front crawl*) Swimming Competition

15

Students are required to make a single motor robot which can simulate the front crawl swimming action by applying mechanical principles.

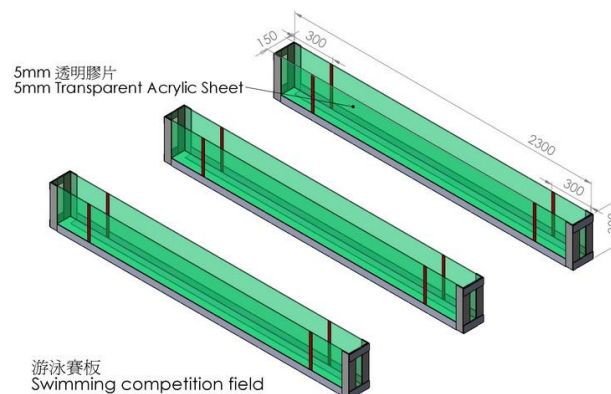
Robot Specification

1. The robot operates only with one motor which must be beneath the water surface when the robot is swimming in the water. Contestants must use the Hand Generator provided by the Organizer to supply water to the robot. Hence the robot must be equipped with a 2.1mm socket for connection to the Hand Generator.
2. The size of the robot cannot exceed 300mm long, 150mm wide and 180mm tall. The hand cannot be less than 70mm long and the leg cannot be less than 100mm long. A ping-pong should be used as head.
3. Only one piece of floating object not exceeding 80mm long, 30mm wide and 30mm tall may be installed on to the robot. These dimensions are not inter-changeable. Except a body and four limbs, the robot should not have any additional supporters nor floating objects.
4. The robot must complete the game in freestyle swimming action with both hands and legs. No propeller can be used.
5. Freestyle is performed face down and both arms move synchronously with a small synchronized kick.



Game Field Specification

1. A swimming competition board is used (see diagram)
2. Dimension of the transparent swimming track: 2300mm (Length) x 150mm (Width) x 300mm (Height) filled with water to 150mm deep
3. The starting area is 300mm long.



Game Rules

1. Each team can play twice and the best time will be recorded. The shortest time to complete is the winner.
2. Contestants must use the Hand Generator provided by the Organizer to supply power to the robot. Pulling the wire of hand generator is prohibited.
3. The wire of Hand generator is long enough so that the contestants must stay behind at the starting area. Moving along the field with the robot is prohibited.
4. Once the game begins, the contestants cannot touch the robot until it reaches the acrylic board at the end of the runway. The maximum game time is 30 seconds.



9. Hand Generator Robot Medley Relay Swimming Competition

16

Medley Relay is a combination of four different swimming styles by four robot swimmers into one race. It not only tests the mechanical design of robots but also the ability to cooperate among the players.

Robot Specification

1. Each robot operates only with one motor which must be beneath the water surface when the robot is swimming in the water. Contestants must use the Hand Generator provided by the Organizer to supply power to the robot. Hence the robot must be equipped with a 2.1mm socket for connection to the Hand Generator.
2. The size of the robot cannot exceed 300mm long, 150mm wide and 180mm tall. The hand cannot be less than 70mm long and the leg cannot be less than 100mm long. A ping-pong should be used as head.
3. Only one piece of floating object not exceeding 80mm long, 30mm wide and 30mm tall may be installed on to the robot. These dimensions are not inter-changeable. Except a body and four limbs, the robot should not have any additional supporters nor floating objects.
4. The robots must complete the game consists of four different strokes with both hands and legs. The four strokes are performed in the order of: Backstroke, Breaststroke, Butterfly stroke and Freestyle. No propeller can be used.
5. The Backstroke Swimming Robot is different from a Freestyle Swimming Robot particularly in the directions of their faces



Backstroke

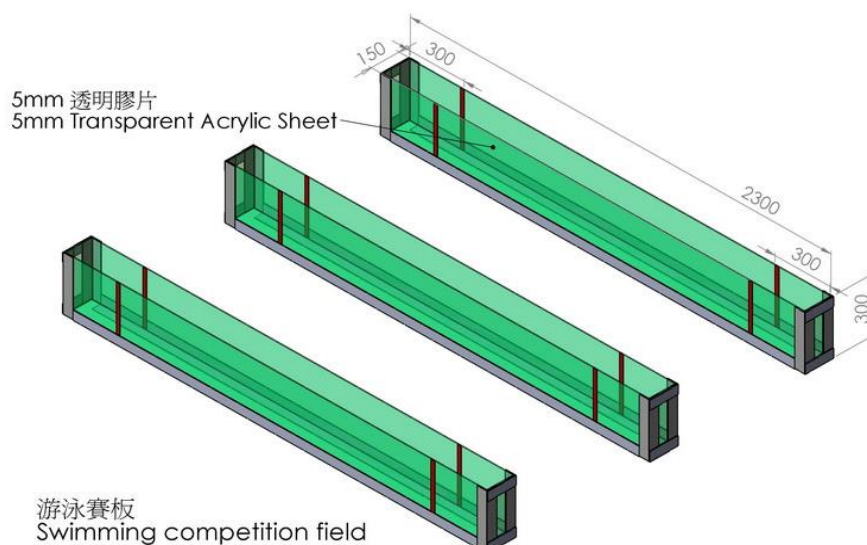
Breaststroke

Butterfly stroke

Freestyle (front crawl)

Game Field Specification

1. A swimming competition board is used (see diagram)
2. Dimension of the transparent swimming track: 2300mm (Length) x 150mm (Width) x 300mm (Height) filled with water to 150mm deep.
1. The starting area is 300mm long.





Game Rules

1. Each team composed of four different swimming styles robot swimmers. Two Hand Generators will be given to each team.
2. The game is performed in the order of: Backstroke, Breaststroke, Butterfly stroke and Freestyle.
3. Each team has two team members at the starting and finish point respectively. A Hand Generator will be provided to each team at the starting and finish points. The wire of Hand generator is long enough so the contestants must remain at their original position. Moving along the field with the robot is prohibited.
4. Upon the Referee's signal to start the game, contestants may start to operate the hand generator to supply power to the robots. When the Backstroke Swimming Robot reaches the acrylic board at the end of the runway to finish the first stroke, the Breaststroke Swimming Robot at the finish point starts swimming until it reaches the acrylic board at the end of the runway to end the second stroke. At the same time the wire of the hand generator plugged on the Backstroke Swimming Robot will be unplugged and pulled back for preparing the Butterfly Stroke Swimming Robot at the starting point. When the Breaststroke Swimming Robot finishes its part, the game is continued by Butterfly Stroke Swimming Robot. The wire of the hand generator plugged on the Breaststroke Swimming Robot will be unplugged and pulled back for preparing the Freestyle Swimming Robot. When all four robots have completed the game, the total time will be counted. The team with the least time is the winner.
5. If contestants pull the wire, whether intentionally or not, in order to move the robot forwards, the team will be warned and 10 seconds is added to the total game time. The team will be disqualified upon second offence.






10. Hand Generator Robot Fish Short Distance Swimming (Vertical style) Competition

18

There are a wide variety of marine organisms with numerous kinds of fishes in the ocean. Their swimming style may be different from one another. Students are required to make a single motor robot fish which can simulate the fish swimming action (vertical style) by applying mechanical principles.

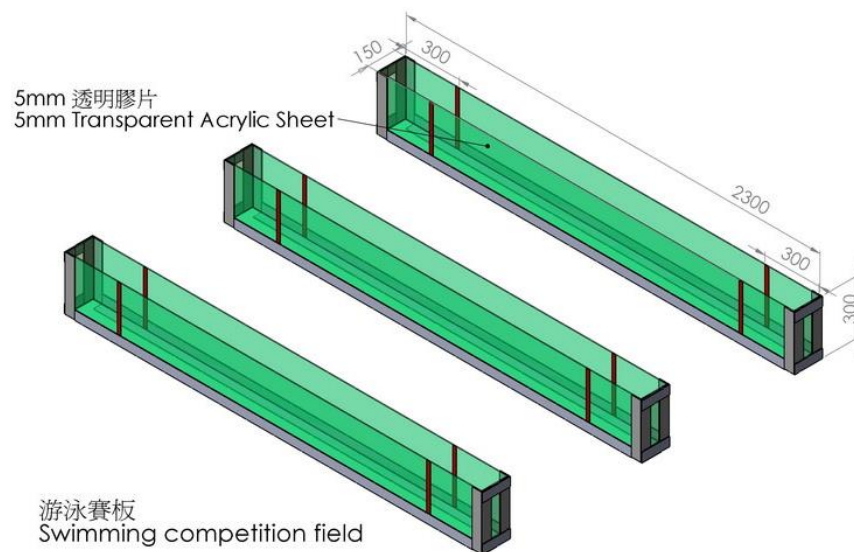
Robot Fish Specification

1. The robot fish operates only with one motor. Contestants must use the Hand Generator provided by the Organizer to supply power to the robot. Hence the robot must be equipped with a 2.1mm socket for connection to the Hand Generator.
2. The size of the robot fish cannot exceed 300mm long, 150mm wide and 180mm tall.
3. The robot fish must complete the game in fish swimming action (vertical style). No propeller can be used.



Game Field Specification

1. A swimming competition board is used (see diagram)
2. Dimension of the transparent swimming track: 2300mm (Length) x 150mm (Width) x 300mm (Height) filled with water to 150mm deep
3. The starting area is 300mm long.



Game Rules

1. Each team can play twice and the best time will be recorded. The shortest time to complete is the winner.
2. Contestants must use the Hand Generator provided by the Organizer to supply power to the robot. Pulling the wire of hand generator is prohibited.
3. The wire of Hand generator is long enough so that the contestants must stay behind at the starting area. Moving along the field with the robot is prohibited.
4. Once the game begins, the contestants cannot touch the robot fish until it reaches the acrylic board at the end of the runway. The maximum game time is 30 seconds.



11. Hand Generator Robot Fish Short Distance Swimming (Horizontal style)

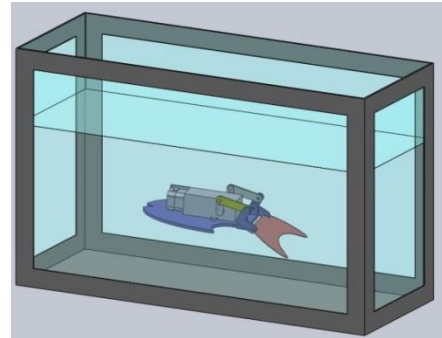
19

Competition

There are a wide variety of marine organisms with numerous kinds of fishes in the ocean. Their swimming style may be different from one another. Students are required to make a single motor robot fish which can simulate the fish swimming action (Horizontal style) by applying mechanical principles.

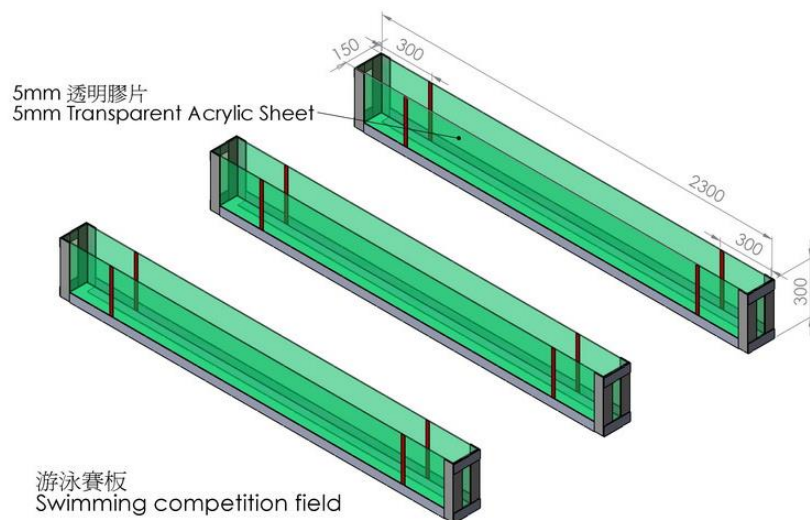
Robot Fish Specification

1. The robot fish operates only with one motor. Contestants must use the Hand Generator provided by the Organizer to supply power to the robot. Hence the robot must be equipped with a 2.1mm socket for connection to the Hand Generator.
2. The size of the robot fish cannot exceed 300mm long, 150mm wide and 180mm tall.
3. The robot fish must complete the game in fish swimming action (horizontal style) **in the water and below the water surface throughout the course of competition.** No propeller can be used.



Game Field Specification

1. A swimming competition board is used (see diagram)
2. Dimension of the transparent swimming track: 2300mm (Length) x 150mm (Width) x 300mm (Height) filled with water to 150mm deep
3. The starting area is 300mm long.



Game Rules

1. Each team can play twice and the best time will be recorded. The shortest time to complete is the winner.
2. Contestants must use the Hand Generator provided by the Organizer to supply power to the robot. Pulling the wire of hand generator is prohibited.
3. The wire of Hand generator is long enough so that the contestants must stay behind at the starting area. Moving along the field with the robot is prohibited.
4. Once the game begins, the contestants cannot touch the robot fish until it reaches the acrylic board at the end of the runway. The maximum game time is 30 seconds.



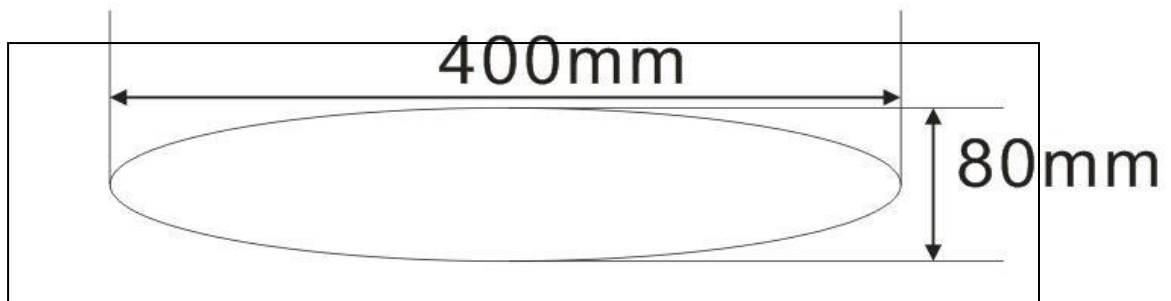
12. Hand Generator Two-Oar Robot Boat Competition

Rowing competition is one of the Olympic sports as well as an annual event held by Cambridge University and Oxford University. Participants are required to design and make a two-oar rowing robot.




Robot Specification

1. The robot boat operates only with one motor. Contestants must use the Hand Generator provided by the Organizer to supply power to the robot boat. Hence the robot boat must be equipped with a 2.1 mm socket for connection to the Hand Generator.
2. The total size of the robot boat (including the robot, 2 oars and the boat) cannot exceed 400 mm long, 400 mm wide, and 240mm tall. The entire robot boat (excluding oars and supporters) must be able to pass through a 400 mm long, 80 mm wide oval shape template (as shown below). Catamaran is not allowed.



Oval shape template

3. The robot paddles with two oars moving simultaneously. No propeller can be used.
4. A device should be installed at the bottom of the boat for a 5mm diameter guiding nylon rope to pass through.



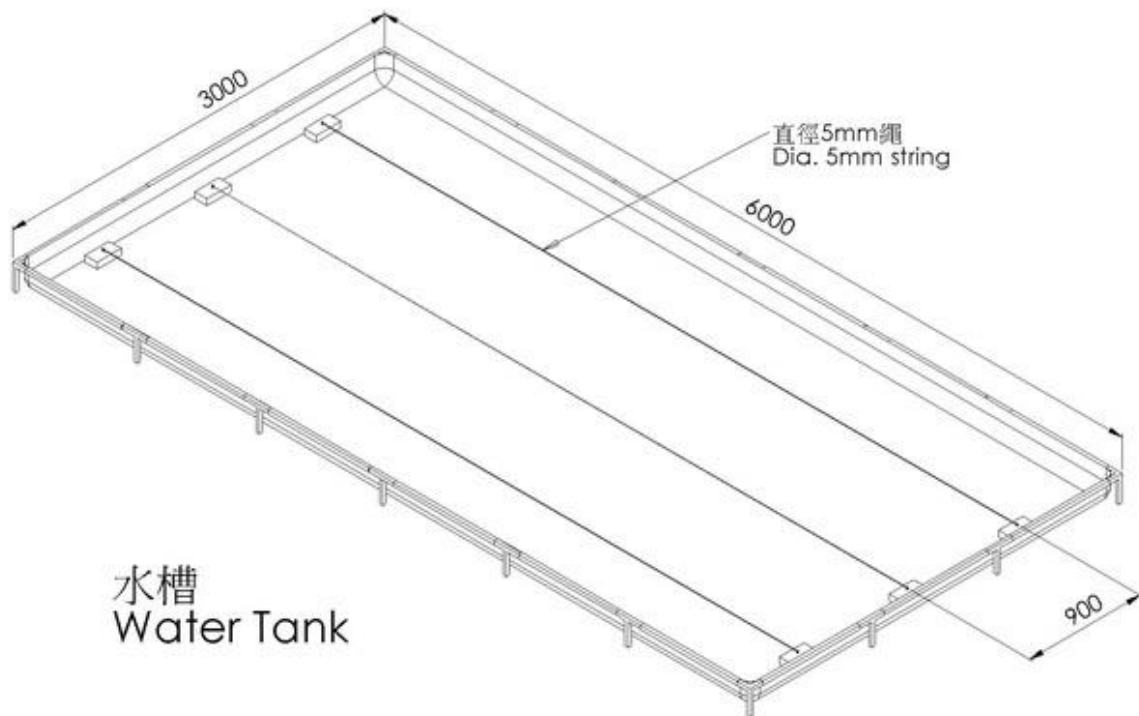
Guiding nylon rope device location





Game Field Specification

1. The playing field is a water tank of 6000mm (Length) x 3000mm (Width) x 200mm (Height), filled with water to 150mm deep.
2. A 5mm diameter nylon rope is installed across the water tank approximately 20mm with ± 10 mm deviation, beneath water surface to form a fixed rowing track.



Game Rules

1. Each team can play twice and the best time will be recorded. The shortest time to complete is the winner.
2. Contestants must use the Hand Generator provided by the Organizer to supply power to the robot boat. Pulling the wire of hand generator is prohibited.
3. Contestants can move along behind the robot boat.
4. The poop of the robot boat is to be placed against the side of the starting area before the game starts. The game is considered completed once the bow of the robot boat touches the rim of the finish area and the time is recorded.
5. Once the game begins, the contestants cannot touch the robot boat. The maximum game time is 60 seconds.



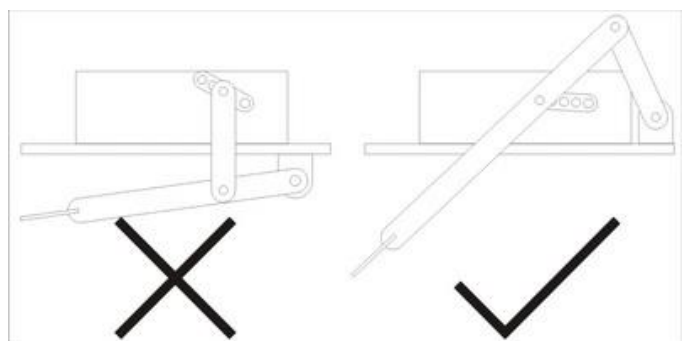



13. Hand Generator Robot Duck Short Distance Swimming Competition

Ducks swim with two webbed feet in the water. Students apply simple mechanical principle to make a robot duck that simulates the ducks swimming action.

Robot Specification

1. The robot duck operates only with one motor. Contestants must use the Hand Generator provided by the Organizer to supply to the robot duck. Hence the robot duck must be equipped with a 2.1 mm socket for connection to the Hand Generator.
2. The robot duck must have a yellow plastic case as shown in the diagram and the total dimension of the robot duck cannot exceed 200 mm long, 200 mm wide and 200mm tall. No additional floating object is allowed on the plastic case. All floating objects must be completely concealed inside the yellow plastic case.
3. The robot duck is to paddle with two mechanical webbed feet as shown in the diagram. No propeller can be used.
4. A device should be installed at the bottom of the robot duck for a 5mm diameter guiding nylon rope to pass through.



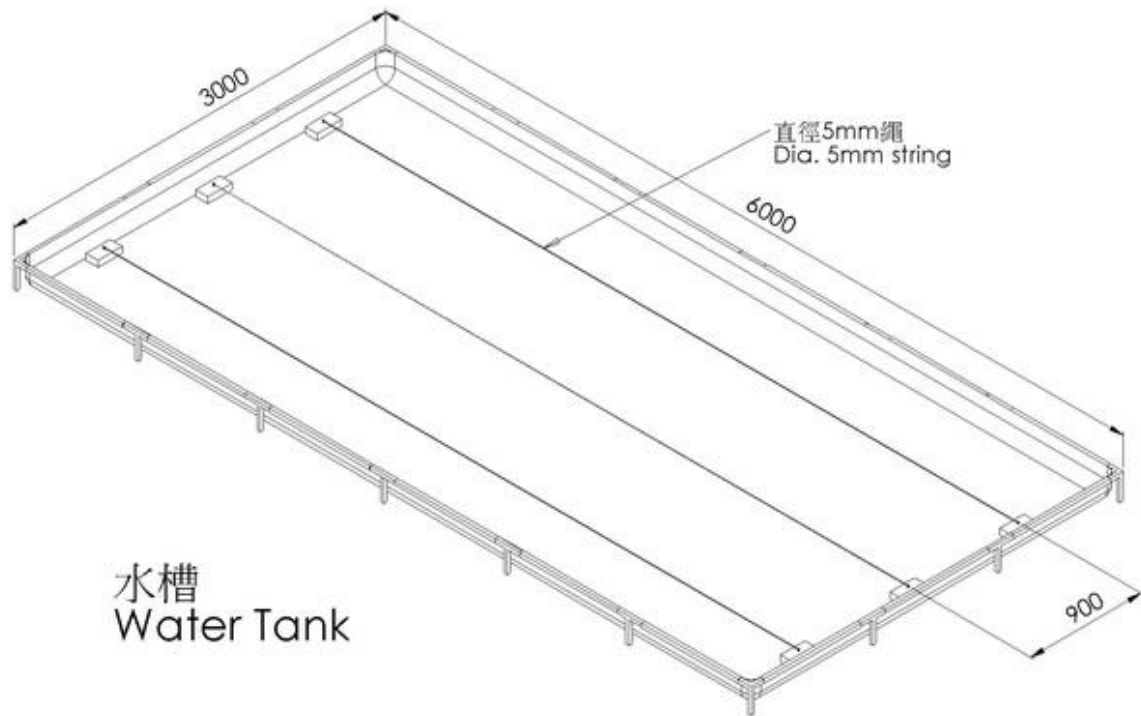
Floating material should be installed inside the body. Non duck-leg mechanical design cannot be used





Game Field Specification

1. The playing field is a water tank of 6000mm (Length) x 3000mm (Width) x 200mm (Height), filled with water to 150mm deep.
2. A 5mm diameter nylon rope is installed across the water tank approximately 20mm, with ± 10 mm deviation, beneath water surface to form a fixed rowing track.



Game Rules

1. Each team can play twice and the best time will be recorded. The shortest time to complete is the winner.
2. Contestants must use the Hand Generator provided by the Organizer to supply power to the robot duck. Pulling the wire of hand generator is prohibited.
3. Contestants can move along behind the robot duck.
4. The robot duck is to be placed with its poop against the side of the starting area before the game starts. The game is considered completed once the front part of the robot duck touches the rim of the finish area and the time is recorded.
5. Once the game begins, the contestants cannot touch the robot duck. The maximum game time is 60 seconds.





14. Dragon Boat

Dragon boat races are one of the major activities carried out in a Chinese traditional festival called the Tuen Ng Festival, also known as Dragon Boat Festival. A team of paddlers, follow the beat of the drum, paddle together exhibiting a strong team spirit. Participants are to design and build their own robot dragon boat for the race.

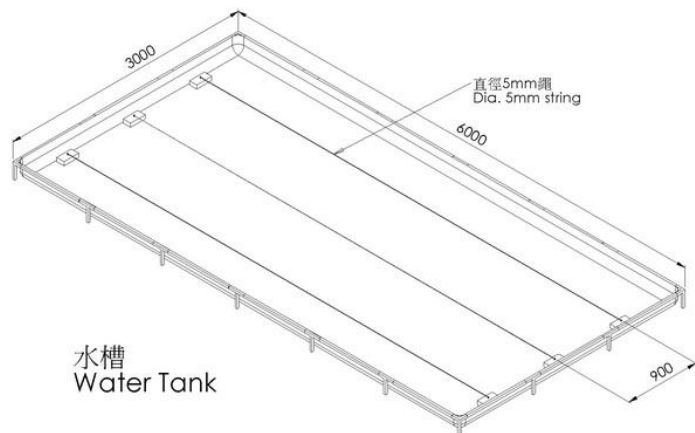
Robot Specification

1. The robot dragon boat operates with only one set of gear box. Participants must use the batteries, 1.5V x2 pcs, provided by the Organizer to supply power to the robot.
2. The overall dimensions of the robot boat cannot exceed 500mm long, 100mm wide and 180mm tall. The robot boat must have 6 paddlers on each side with a total of 12 paddles.
3. No external supporters nor floating objects be installed to the robot dragon boat.
4. The robot dragon boat must apply the traditional dragon boat paddling method for advancement. Rowing nor canoeing method for advancement are not allowed. No propeller can be used. For reference, please refer Youtube: <https://www.youtube.com/watch?v=8oPK79hGmsE>



Game Field Specification

1. The playing field is a water tank of 6000mm (Length) x 3000mm (Width) x 200mm (Height), filled with water to 150mm deep.
2. A 5mm diameter nylon rope is installed across the water tank approximately 20mm, with ± 10 mm deviation, beneath water surface to form a fixed rowing track.



Game Rules

1. Each team can play once. The shortest time to complete is the winner.
2. Contestants must use the batteries, 1.5V x 2 pcs. Provided by the Organizer to supply to the robot dragon boat.
3. Contestants must station at the starting area and are not allowed to move along with the robot dragon boat.
4. All robot dragon boats are to be placed with their poop against the side of the starting area before the game starts. The game is considered completed once the bow of the robot dragon boat touches the rim of the finish area and the time is recorded.
5. The time is of 1 minute. Contestants cannot touch their robot dragon boat that already left the starting area. The competition is considered incomplete if the robot dragon boat fails to move during the course of competition.





15. Dragon Boat

Robot dragon boat relay race is to test the team spirit and mechanical design ability of the participating students

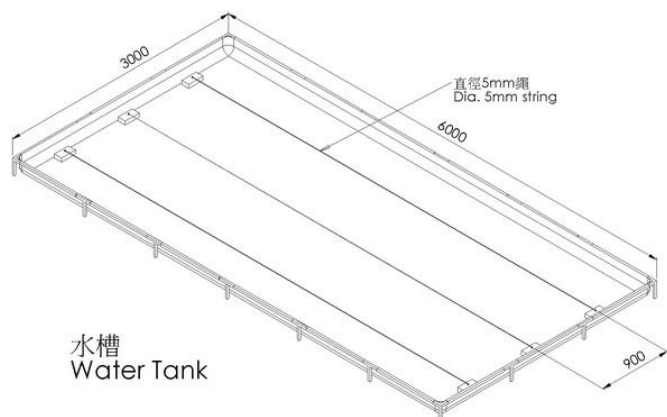
Robot Specification

1. Each team must have 4 robot dragon boats. Each robot dragon boat operates with only one set of gear box. Participants must use the batteries, 1.5V x 2 pcs, provided by the Organizer to supply power to the robot.
2. The overall dimensions of the robot dragon boat cannot exceed 500mm long, 100mm wide and 180mm tall. The robot boat must have 6 paddlers on each side with a total of 12 paddles.
3. No external supporters nor floating objects be installed to the robot dragon boat.
4. The robot dragon boat must apply the traditional dragon boat paddling method for advancement. Rowing nor canoeing for advancement are not allowed. No propeller can be used.



Game Field Specification

1. The playing field is a water tank of 6000mm (Length) x 3000mm (Width) x 200mm (Height), filled with water to 150mm deep.
2. A 5mm diameter nylon rope is installed across the water tank approximately 20mm, with ± 10 mm deviation, beneath water surface to form a fixed rowing track.



Game Rules

1. Each team assigns 4 robot dragon boats for the race. Each team can play only once and the team with the shortest time to complete is the winner.
2. Each team has 2 members station at the starting area and the finishing area respectively. They are not allowed to move along with the robot dragon boats.
3. A team member at the starting area operates the 1st robot dragon boat upon the judge commands start of the race. Another team member at the finishing area picks up the 1st robot upon its arrival and places the 2nd robot dragon boat to continue the race. A team member at the starting area picks up the 2nd robot dragon boat upon its arrival and places the 3rd robot dragon boat to continue the race and so forth until all 4 robot dragon boats complete the race. The total game time of the team is recorded. The team with the shortest time to complete the game is the winner.
4. The game time is of 4 minutes. Contestants cannot touch their robot dragon boat that already left the start area. The competition is considered incomplete if the robot dragon boat fails to move during the course of competition



16. Hand Generator Dragon Boat Appearance Design Competition

The hand generator robot dragon boat appearance design competition encourages students to express their creativity. The loose game rules allow more esthetic and creative approach to the design of the robot dragon boat appearance.



Game Rules

1. The participating robot dragon boats may not take part in any other competitions.
2. The robot dragon boat including its peripheral decorations cannot exceed 500mm X 300mm X 230mm (the length, width and height dimensions may be interchanged).
3. The robot dragon boat is powered by the Hand Generator and must be able to move all the paddles.
4. The contesting student may submit an A4 size introduction on the design concept and features (annex 1) in the specified format. However, the contents must not reflect or imply in any way the name of contestant or school. No presentation is required on the day. Failure to comply may lead to disqualification of the item.

Evaluation Criteria

Appearance / Dynamics	Creativity	Production skills	Application of material	Total
25%	30%	25%	20%	100%





Hand Generator Dragon Boat Appearance Competition Product Introduction

Category: _____

Contest Registration No. : _____

Product Introduction :

Design concept:

Materials application:

Problems encountered:

Solution:

Note: The content must not reflect or imply in any way the name of contestant or school. Failure to comply may lead to disqualification of the item.

